


LAN 10Base-T Transformers

- Complies with IEEE 802.3 Standards
- Extended Temp versions
- Hi-Pot 1500Vrms (pri:sec)
- Designed to work with a variety of IC's



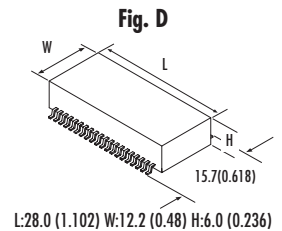
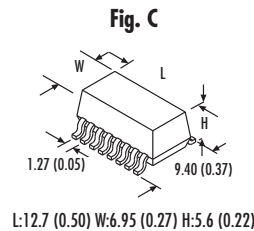
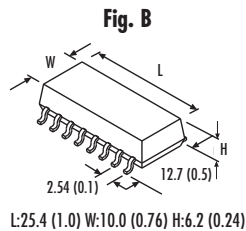
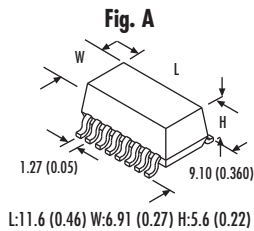
Electrical Specification @ Ta=25°C

Part #	Number of Ports	Turns Ratio		Inductance (μH)	LL Max (μH)	DCR (Ω)	Cw (pF)	Extended	Mounting	Package Fig.	Schematic Fig.
		Rx	Tx								
TTC-8121	1	1:1:1	-	100	0.2	0.2	10	AUI	SMT	A	1
TTC-8150	4	1:1	1CT:1CT	150	0.3	0.5 ¹	10	Quad Xfmr w/CMC	SMT	D	5
TTC-8163	1	1CT:1CT	1CT:2.5CT	200	0.5	0.4	15	Xfmr w/CMC	SMT	C	3
TTC-8123	1	1CT:1CT	1CT:1.41CT	200	0.5	0.3	20	Xfmr w/(2)CMC	SMT	A	4
TTC-8124	1	1CT:1CT	1CT:1.41CT	200	0.5	0.3	20	Xfmr w/(2)CMC	SMT	A	3
TTC-8142	1	1CT:1CT	1CT:2CT	140	0.4	0.3	15	Xfmr w/CMC	SMT	C	4
TTC-8154	1	1CT:1CT	2CT:1CT	80	0.3	0.3	20	Xfmr	SMT	A	2

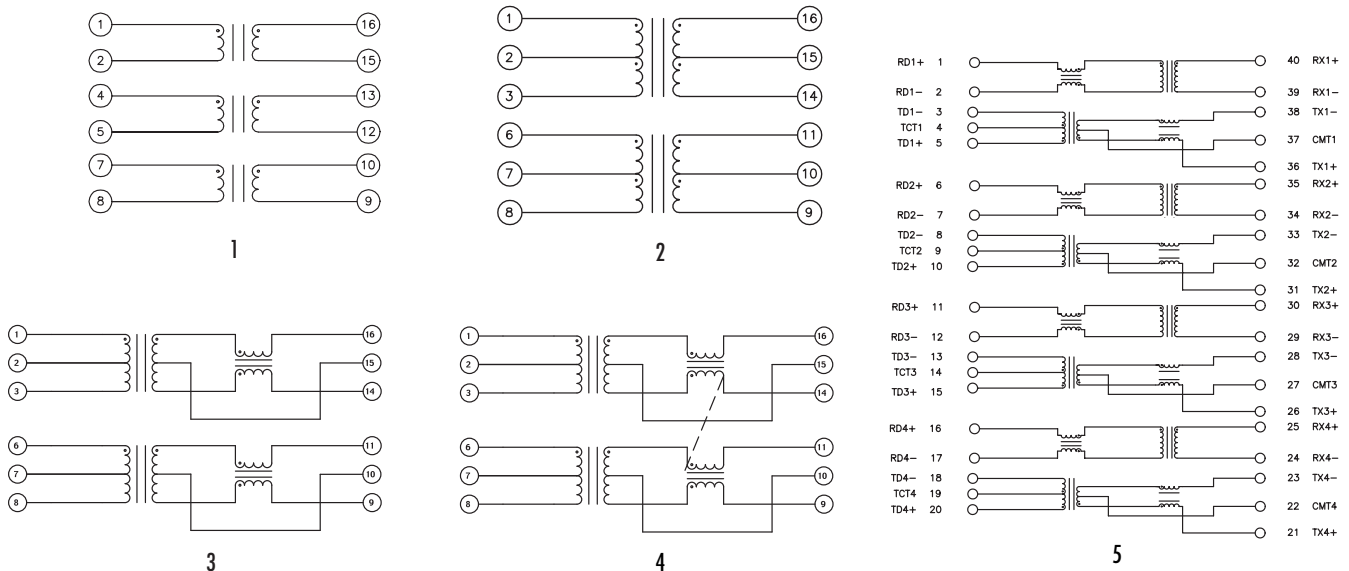
¹ Specification is a typical value

Mechanical Dimensions mm (inches)

All dimensions are typical, please contact Tamura for tolerances and suggested layout information.



Schematics



TAMURA CORPORATION

43352 Business Park Drive. | P.O. Box 892230 Temecula, CA 92589-2230 | www.tamuracorp.com
 USA | Japan | United Kingdom | Hong Kong
 Tel: 800-872-6624 | Tel: 81 (0)3 3978-2111 | Tel: 44 (0) 1380 731 700 | Tel: 852-2389-4321
 Fax: 909-676-9482 | Fax: 81 (0)3 3923-0230 | Fax: 44 (0) 1380 731 702 | Fax: 852-2341-9689

LAN 10Base-T Filter Modules



- Complies with IEEE 802.3 Standards
- Extended Temp versions
- Hi-Pot 1500Vrms (pri:sec)
- Designed to work with a variety of IC's

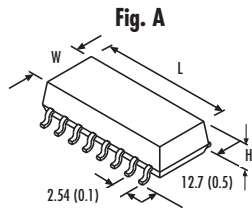
Electrical Specification @ Ta=25°C

Part #	Turns Ratio		Insertion Loss 1-10MHz (dB)	Return Loss 5-10 MHz (dB)	Common Mode Rejection (dB)	Cross Talk (dB MIN.)	Extended Description	Mounting	Package Fig.	Schematic Fig.
	Pri	Sec								
TTC-8166	1ct:1ct	1ct:1ct	-1.0	-18	-30	-35	LAN-Xfmr-Fltr(2)-CMC	THT	B	2
TTC-8164¹	1ct:1ct	1ct:1ct	-1.0	-18	-30	-35	LAN-Xfmr-Fltr(2)-CMC	SMD	A	1
TTC-8128	1ct:1ct	1ct:1ct	-1.0	-15	-30	-35	LAN-Xfmr-Fltr(2)-CMC	SMD	A	1
TTC-8145	1:1	1:1	-1.0	-15	-30	-30	LAN-Xfmr-Fltr(2)-CMC	SMD	A	3
TTC-8157	1:1.41	1:1	-1.0	-15	-30	-35	LAN-Xfmr-Fltr(2)-CMC	SMD	A	4

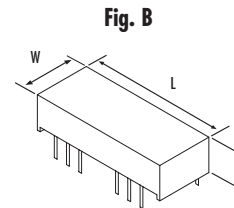
¹ Extended Operating temperature: -40°C to +85°C

Mechanical Dimensions mm (inches)

All dimensions are typical, please contact Tamura for tolerances and suggested layout information.

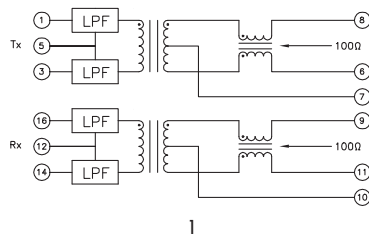


L:25.4 (1.0) W:10.0 (0.76) H:6.2 (0.24)

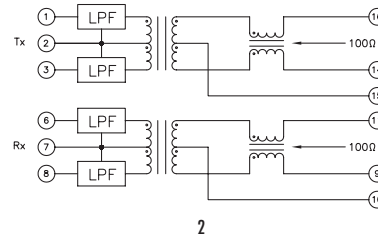


L:25.4 (1.0) W:10.16 (0.40) H:6.35 (0.25)

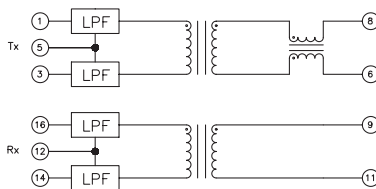
Schematics



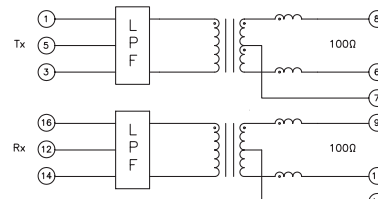
1



2



3



4

TAMURA CORPORATION

43352 Business Park Drive. | P.O. Box 892230 Temecula, CA 92589-2230 | www.tamuracorp.com
USA | Japan | United Kingdom | Hong Kong

Tel: 800-872-6624
Fax: 909-676-9482

Tel: 81 (0)3 3978-2111
Fax: 81 (0)3 3923-0230

Tel: 44 (0) 1380 731 700
Fax: 44 (0) 1380 731 702

Tel: 852-2389-4321
Fax: 852-2341-9689