


ADSL PRODUCT SELECTION GUIDE

See www.tamuracorp.com for detail specifications



- Designed for lowest THD
- 1500Vrms Hi-Pot
- UL1950, UL60950 and EN609540 approvals
- Extended Temperature Designs
- Call Tamura for Professional Custom Designs

Electrical Specification @ Ta=25°C

IC Manufacturer	IC Number	Part #	Application	Mounting	Turns Ratio CHIP:LINE	Inductance @ 10kHz, 0.1V	DCR (Ω MAX.)		Leakage Inductance (μH)	Package Fig.	Schematic Fig.
							LINE	CHIP			
ALCATEL	MTK-20140	TTC-432	CPE	THD	1:1	480μH	1	1	10	A	1
	MTK-20141	TTC-432SL	CPE	SMD	1:1	480μH	1	1	10	B	1
	MTK-20140	TTC-433	CO	THD	1:2	410μH	0.6	0.3	6.5	A	1
		TTC-433SL	CO	SMD	1:2	410μH	0.6	0.3	6.5	B	1
	MTK-20156	TTC-4082	CPE	SMD	1:2	409.5μH	1.4	0.7	6.5	B	5
	MTK-20164		CPE	SMD	1:2	409.5μH	1.4	0.7	6.5	B	5
MTK-20450	TTC-4113	CO	SMT	1:1.41	450μH	1.4	1.4	8	B	1	
ANALOG DEVICE	AD20MSP910	TTC-4014	CO/CPE	THD	1:1	5mH	3	3	16	A	1
	AD20MSP918	TTC-4015	CO/CPE	SMD	1:1	5mH	3	3	16	B	1
	AD20MSP930	TTC-435	CO/CPE	THD	1:1.1	1.8mH	2	2	7.5	A	2
		TTC-435SL	CO/CPE	SMD	1:1.1	1.8mH	2	2	7.5	B	2
		TTC-7005	ADSL over ISDN	SMD	1:1	100μH	1	1	4	B	1
		TTC-7006	ADSL over ISDN	SMD	1:1.2	120μH	1	1	4	B	1
	EAGLE ANALOG RECEIVE	TTC-4134	CPE	SMT	1.4:1	400μH	0.99	1.38	10	B	2
	EAGLE ANALOG TRANSMIT	TTC-4135	CPE	SMT	1:3	1.22mH	1	0.35	14	B	2
	CT-L21SC04	TTC-4048	CO	SMD	1:1	440μH	1	1	5	B	1
	CT-L22SU15	TTC-4049	CPE	SMD	1:1	5mH	3	3	18	B	1
TTC-4802		CPE	THD	1:1	5mH	3	3	18	A	1	
CT-L41SC08	TTC-4801	CO	THD	1:1	441.5μH	0.8	0.6	5	A	1	
	TTC-4803	CO	SMD	1:1	441.5μH	0.8	0.6	5	B	1	
CT-L50SC04	TTC-4050	CO	SMD	1:1.8	450μH	1.0	0.6	5.5	B	1	
CT-L52DU81	TTC-4814	CPE	THD	1:2.125	5mH	0.75	3.5	12	A	1	
	TTC-4058	CPE	SMD	1:2.125	5mH	0.75	3.5	12	B	1	
CT-L53SC08	TTC-4088	CO	SMD	1:1	850μH	2.2	3.0	6.0	C	6	
CT-L76SC08		CO	SMD	1:1	850μH	2.2	3.0	6.0	C	6	
CT-L21DT01	TTC-4099	CPE	THD	1:1	455μH	0.8	0.6	5.0	A	1	
CT-L10AT01		CPE	SMD	1:1	455μH	0.8	0.6	5.0	A	1	
CT-L73SC08	TTC-4103	CO	SMD	1:2	1.0mH	1.6	0.55	5.5	B	1	
PALLADIA 200/210/22	TTC-4117	CPE	SMT	1:2.5	5mH	3.8	1	15	B	2	
PALLADIA 200/210/22	TTC-4118	CPE	SMT	1:1	5mH	3.2	3.6	15	B	2	
CONEXANT	20441	TTC-4016	CO/CPE 3000Vrms	THD	1:2	0.8mH	1.48	0.77	10	A	3
	CN9001	TTC-4017	CO/CPE	SMD	1:2	0.8mH	1.48	0.77	10	B	4

Mechanical Dimensions

Fig. A

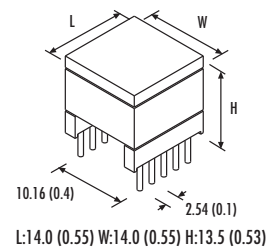


Fig. B

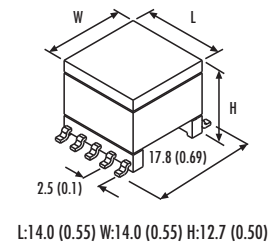
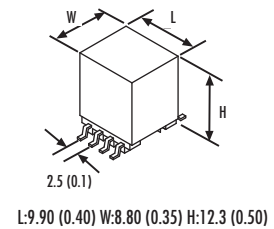
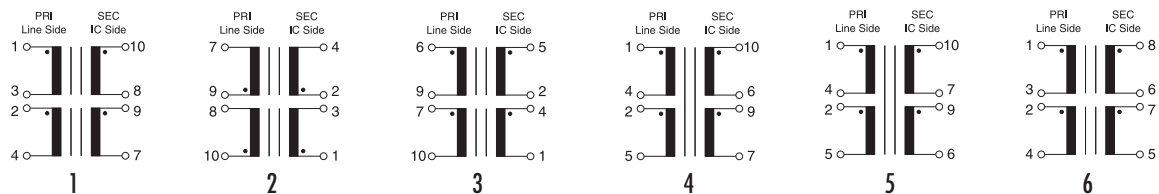


Fig. C



Schematics



TAMURA CORPORATION

43352 Business Park Drive. | P.O. Box 892230 Temecula, CA 92589-2230 | www.tamuracorp.com
USA | Japan | United Kingdom

Tel: 800-872-6624
Fax: 909-676-9482

Tel: 81 (0)3 3978-2111
Fax: 81 (0)3 3923-0230


Tel: 44 (0) 1380 731 700
Fax: 44 (0) 1380 731 702

Hong Kong
Tel: 852-2389-4321
Fax: 852-2341-9689

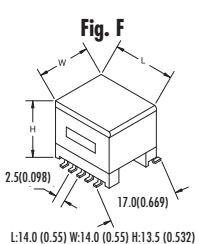
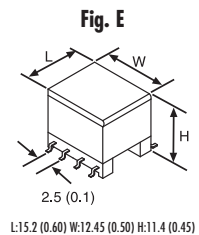
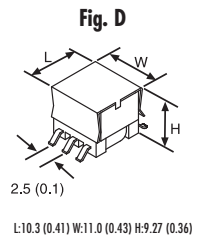
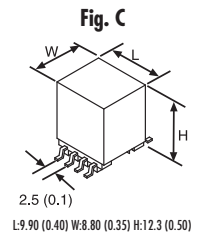
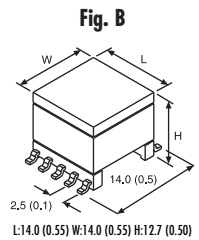
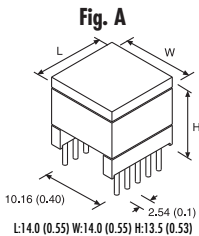
ADSL PRODUCT SELECTION GUIDE

See www.tamuracorp.com for detail specifications

- Designed for lowest THD
- 1500Vrms Hi-Pot
- UL1950, UL60950 and EN609540 approvals
- Extended Temperature Designs
- Call Tamura for Professional Custom Designs



Mechanical Dimensions



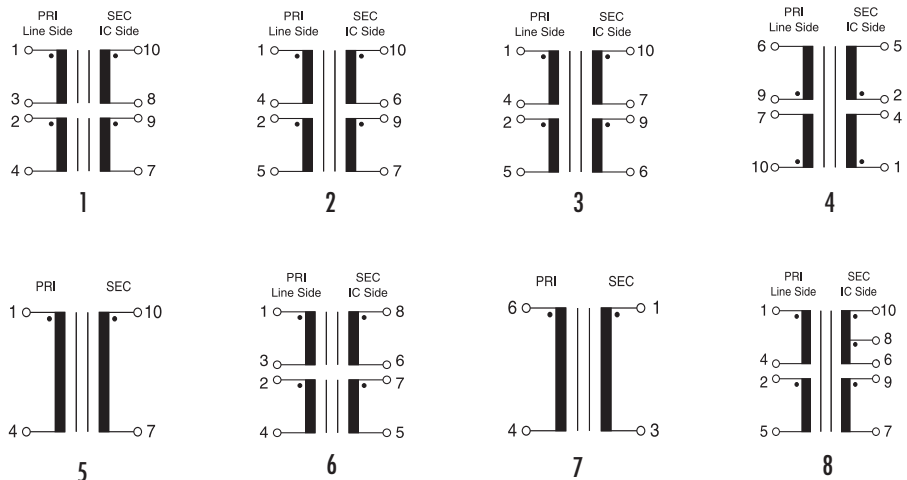
Electrical Specification @ Ta=25°C

IC Manufacturer	IC Number	Part #	Application	Mounting	Turns Ratio CHIP:LINE	Inductance @ 10kHz, 0.1V	DCR (Ω MAX.)		Leakage Inductance (μH)	Package Fig.	Schematic Fig.	
							LINE	CHIP				
GLOBESPAN	G7000	TTC-4059	CPE	SMD	1:1	430 μH	0.9	0.7	10	B	3	
	G7266	TTC-4060	CO	SMD	1:1.4	441 μH	1.0	0.8	10	B	4	
	EL1501	TTC-4064	CPE	THD	1:1	407.5 μH	1.4	1.2	10	A	1	
	G7070		TTC-4081	CPE	SMD	1:2	100 μH	1.0	0.5	12	B	2
			TTC-4085²	CO	SMD	1:1.41	475 μH	2.9	2.9	15	C	6
			TTC-4105	CPE	SMD	1:2	440 μH	1.6	0.8	10	B	4
			TTC-4109¹	CO	SMD	1:2	530 μH	1.5	0.4	15	D	7
ATLAS	TTC-4116	CPE	SMT	1:1.6	440μH	2.3	1.5	11	B	4		
ITEX	APOLLO 2	TTC-4051	CPE	THD	1:1	440μH	1.0	1.0	10	A	1	
		TTC-4052	CPE	SMD	1:1	440 μH	1.0	1.0	10	B	1	
SILICON	SI-3101	TTC-4138		SMT	1:4.25 1:2.5	3mH	2.64	0.19/0.83	15	F	8	
	SI-3101	TTC-4139		THT	1:4.25 1:2.5	3mH	2.64	0.19/0.83	15	A	8	
TI	TNETD2000R	TTC-4054	CPE	THD	1:1.42	1.5mH	4.0	0.7	18	A	5	
	TNETD3000P	TTC-4055	CPE	SMD	1:1.42	1.5mH	4.0	0.7	18	B	5	
	TNETD4000R											
	TNETD4000C	TTC-4053	CO	THD	1:2	75μH	2.0	0.55	12	A	5	
		TTC-4071	CPE	SMD	1:2	75μH	2.0	0.55	12	B	5	
	TNETD5000P	TTC-4069	CPE	THD	1:1.95	1.5mH	2.0	0.55	15	A	5	
	AC5		TTC-4101	CO	SMD	1:1.9	400μH	1.0	1.0	7.5	E	6
TTC-4124			CO	SMT	1:1.9	400μH	1.0	1.0	5	E	6	

¹ Designed to meet UL1459

² Approvals Pending

Schematics



TAMURA CORPORATION

43352 Business Park Drive. | P.O. Box 892230 Temecula, CA 92589-2230 | www.tamuracorp.com
 USA | Japan | United Kingdom | Hong Kong
 Tel: 800-872-6624 | Tel: 81 (0)3 3978-2111 | Tel: 44 (0) 1380 731 700 | Tel: 852-2389-4321
 Fax: 909-676-9482 | Fax: 81 (0)3 3923-0230 | Fax: 44 (0) 1380 731 702 | Fax: 852-2341-9689

Telecom Transformers

HDSL / HDSL2 / SDSL / G.SHDSL

See www.tamuracorp.com for detail specifications

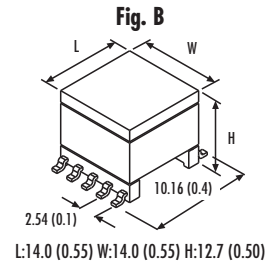
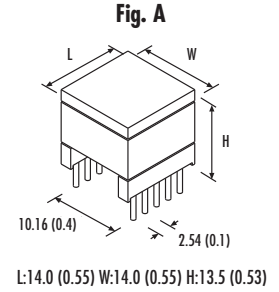
- HiPot 1500Vrms
- Operating Temp -40 to +85°C
- Approved to UL1950 3rd Edition, EN60950 / IEC950



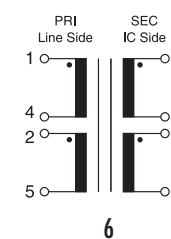
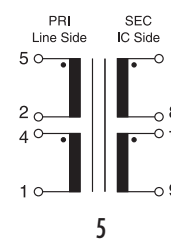
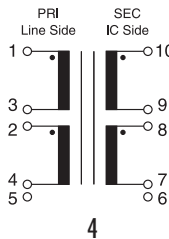
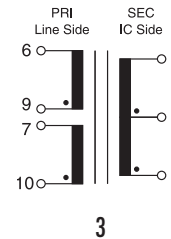
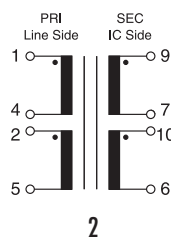
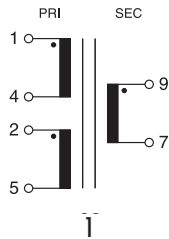
Electrical Specification @ Ta=25°C

IC Manufacturer	IC Number	Part #	Application	Mounting	Turns Ratio CHIP:LINE	Inductance @ 10KHz, 0.1V (mH)	DCR (Ω MAX.)		Leakage Inductance (μH)	Package Fig.	Schematic Fig.
							LINE	CHIP			
CONEXANT	BT8970	TTC-4018	2320Kbps	THD	1:1:1	1	1.9	0.85	11	A	1
		TTC-4019	2320Kbps	SMD	1:1:1	1	1.9	0.95	11	B	1
	RS8973	TTC-4062	ALL	SMD	1:1:1	2	3.2	1.15	6.5	B	1
	CN8980	TTC-4056	ALL	THD	1:5	2	0.57	0.25	0.5	A	1
	RS8973	TTC-4093	HDSL	THD	1:2	2	3.2	1.2	6.5	A	1
GLOBESPAN	G2237	TTC-4063	ALL	SMD	1:2.2	3	2.5	1.1	10	B	3
		TTC-4074	G.SHDSL	SMD	1:4	2	2.5	1.0	11	B	1
		TTC-4083	G.SHDSL	SMD	1:5.4	3	2.2	0.2	12	B	1
		TTC-4115	SHDSL	SMT	1:5.4	3mH	4.2	0.35	15	B	1
			HDSL2 HDSL4								
INFINEON	PEB22622	TTC-4070	ALL	SMD	1:1:3.2	3	4.5	2.1	33	B	4
	PEB22622	TTC-4123	SHDSL	SMT	1:3.2	3mH	4.3	2	25	B	2
	PEF22623										
PEF24622											
LEVEL ONE	SK70704/07	TTC-4036	1168Kbps	SMD	1:1.8CTS	0.6	7	3.17	20	B	1
	SK70706/21		784Kbps								
			400Kbps								
	SK70740/41/42	TTC-4084 TTC-4089	HDSL2 HDSL	SMD SMD	1:2.3 1:2	2 2.0	3.8 2.5	0.9 1.4	35 10	B B	5 6

Mechanical Dimensions



Schematics



TAMURA CORPORATION

43352 Business Park Drive. | P.O. Box 892230 Temecula, CA 92589-2230 | www.tamuracorp.com
USA | Japan | United Kingdom | Hong Kong

Tel: 800-872-6624
Fax: 909-676-9482

Tel: 81 (0)3 3978-2111
Fax: 81 (0)3 3923-0230

Tel: 44 (0) 1380 731 700
Fax: 44 (0) 1380 731 702

Tel: 852-2389-4321
Fax: 852-2341-9689