


Voice/Modem Line Transformers

V.29, V.32, V.34, V.90, & V.92 Applications



- Highest Density Package Available
- Approved to UL1950 3rd Edition
- Approved to UL60950 & EN60950
- Surface Mount
- Vacuum Encapsulated
- Pri:Sec Hi-Pot=1500Vrms and Higher
- Surge Voltage

Electrical Specification @ Ta=25°C

Part #	Impedance PRI:SEC (Ω)	DC Unbalance (mA)	Insertion Loss (dB MAX.)	Total Harmonic Distortion (dB Typ.)	Long. Balance (dB MIN.)	Return Loss @ 1KHz (dB Typ)
TTC-5023¹	600:600	0	2.0	-79	80	16
TTC-5024	600:330	0	3.0	-85	80	27
TTC-5025	600:430	0	3.5	-79	80	20
TTC-5032	600:470	0	2.5	-79	80	27
TTC-5035	600:346	0	3.0	-84	80	27
TTC-5036	600:287	0	4.0	-90	80	27
TTC-5037	600:560	0	2.0	-77	80	23

¹ 3000 Vrms Pri:Sec Hi-Pot

Telecom Transformers

High Impedance Applications

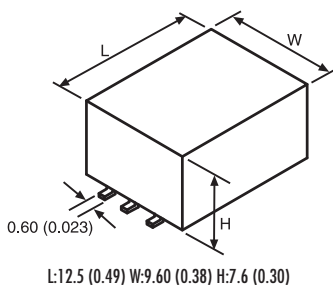
Part #	Impedance PRI:SEC (Ω)	DC Unbalance (mA)	Inductance Lp @ 200Hz 10mVrms (H MIN)	Shunt Loss Rp @ 200Hz 10mVrms (Ω MIN)
TTC-5027	30k:30k	0	30.0	110
TTC-5033	10k:10k	0	6.5	22
TTC-5034	20k:20k	0	18.0	60

Package Information

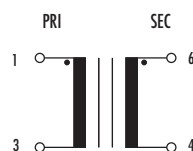
QTY/Tray	Tape/Reel
50	400

Mechanical Dimensions mm (inches)

All dimensions are typical, please contact Tamura for tolerances and suggested layout information.



Schematics



TAMURA CORPORATION

43352 Business Park Drive. | P.O. Box 892230 Temecula, CA 92589-2230 | www.tamuracorp.com

USA

Tel: 800-872-6624
Fax: 909-676-9482

Japan

Tel: 81 (0)3 3978-2111
Fax: 81 (0)3 3923-0230

United Kingdom

Tel: 44 (0) 1380 731 700
Fax: 44 (0) 1380 731 702


Hong Kong

Tel: 852-2389-4321
Fax: 852-2341-9689

Voice/Modem Line Transformers

V.29, V.32 & V.34 Applications

- Approved to UL1950 3rd Edition
- Approved to UL60950 & EN60950
- Hi-Pot 1500Vrms Pri:Sec



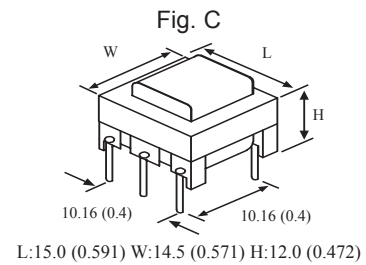
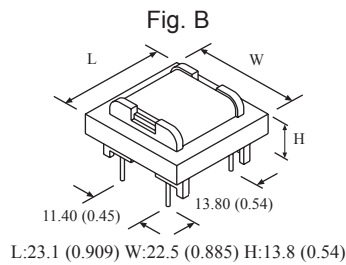
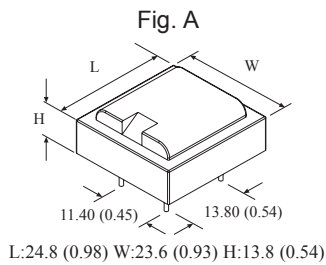
Electrical Specification @ Ta=25°C

Part #	Impedance PRI: SEC (Ω)	DC Unbalance (mA)	Insertion Loss (dB MAX)	Total Harmonic Distortion (dB Typ)	Long. Balance (dB MIN)	Return Loss @ 1 KHz (dB Typ)	Mounting	Package Fig.	Schematic Fig.
TTC-5019	600:260	50	4.0	-60	60	-	THD	B	1
TTC-5010 ¹	600:301	65	3.75	-50	60	-	THD (CASE)	A	2
TTC-5020	600:301	65	3.75	-50	60	-	THD	B	2
TTC-264M ¹	600:470	100	2.5	-50	60	-	THD (CASE)	A	1
TTC-5028	600:470	100	2.5	-50	60	-	THD	B	1

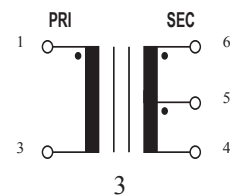
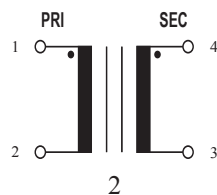
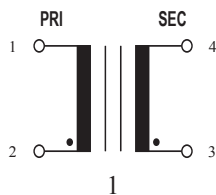
¹ 3000 Vrms Pri:Sec Hi-Pot

Mechanical Dimensions mm (inches)

All dimensions are typical, please contact Tamura for tolerances and suggested layout information.



Schematics



TAMURA CORPORATION

43352 Business Park Drive. | P.O. Box 892230 Temecula, CA 92589-2230 | www.tamuracorp.com

USA
Tel: 800-872-6624
Fax: 909-676-9482


Japan
Tel: 81 (0)3 3978-2111
Fax: 81 (0)3 3923-0230

United Kingdom
Tel: 44 (0) 1380 731 700
Fax: 44 (0) 1380 731 702

Hong Kong
Tel: 852-2389-4321
Fax: 852-2341-9689

High Speed Modem Transformers

V.90, V.92 Applications



- Optimized for High Speed Modem Applications
- Frequency Range 300Hz to 4kHz
- 1500 Vrms Hi-Pot (Pri:Sec)
- Approved to UL1950 3rd Edition
- PCMCIA Packages
- Approved to UL60950 & EN60950

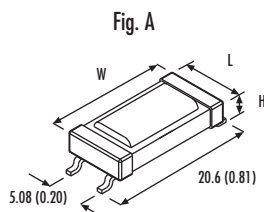
Electrical Specification @ Ta=25°C

Part #	Impedance PRI:SEC (Ω)	DC Unbalance (mA)	Insertion Loss (dB MAX.)	Total Harmonic Distortion (dB Typ.)	Long. Balance (dB MIN.)	Return Loss @ 1 KHz (dB Typ)	Mounting	Package Fig.	Schematic Fig.
TTC-511	600:287	0	3.85	-82	60	35	SMD	A	1
TTC-5021	600:287	0	3.85	-82	60	33	SMD	F	1
TTC-5000	600:301	0	3.25	-92	60	26	THD	D	4
TTC-5001¹	600:301	0	3.25	-92	60	26	THD (CASE)	C	4
TTC-5013	600:301	65	4.00	-89	60	15	THD	D	4
TTC-5003	600:320	0	3.20	-92	60	29	SMD	I	6
TTC-5014	600:348	0	3.25	-88	60	30	THD	H	5
TTC-5006¹	600:374	0	2.5	-90	60	29	THD (CASE)	C	4
TTC-5008	600:374	0	2.5	-90	60	29	THD	D	4
TTC-5022	600:374	0	2.3	-89	60	30	THD	E	1
TTC-5004	600:392	0	2.2	-89	60	33	SMD	I	6
TTC-5015	600:442	0	2.0	-85	60	35	THD	H	5
TTC-5026	600:490	0	1.5	-80	60	28	SMD	I	3
TTC-512	600:510	0	1.50	-75	60	30	SMD	B	2
TTC-5005	600:525	0	1.6	-86	60	27	SMD	I	6
TTC-5007¹	600:530	0	1.0	-83	60	32	THD (CASE)	C	4
TTC-5009	600:530	0	1.0	-83	60	32	THD	D	4
TTC-5016	600:560	0	1.5	-82	60	23	THD	H	5
TTC-5012¹	600:600	0	1.0	-76	60	31	THD (CASE)	C	4
TTC-5017	600:600	0	1.5	-82	60	23	THD	H	4
TTC-5018	600:600	0	1.0	-76	60	31	THD	D	4
TTC-5029	600:600	0	1.0	-88	60	25	THD	G	5

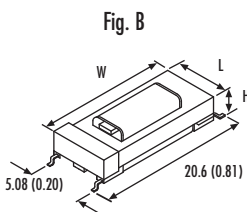
¹ 3000 Vrms Pri:Sec Hi-Pot

Mechanical Dimensions mm (inches)

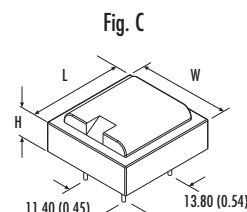
All dimensions are typical, please contact Tamura for tolerances and suggested layout information.



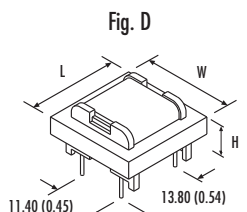
L: 9.9 (0.39) W: 17.8 (0.70) H: 4.9 (0.19)



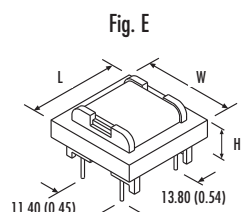
L: 9.9 (0.39) W: 16.9 (0.66) H: 4.9 (0.19)



L: 24.8 (0.98) W: 23.6 (0.93) H: 13.80 (0.54)



L: 23.1 (0.9) W: 22.5 (0.89) H: 13.8 (0.54)



L: 24.0 (0.94) W: 26.0 (1.02) H: 13.8 (0.54)

TAMURA CORPORATION

43352 Business Park Drive. | P.O. Box 892230 Temecula, CA 92589-2230 | www.tamuracorp.com

USA

Tel: 800-872-6624
Fax: 909-676-9482

Japan

Tel: 81 (0)3 3978-2111
Fax: 81 (0)3 3923-0230

United Kingdom

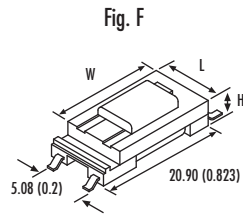
Tel: 44 (0) 1380 731 700
Fax: 44 (0) 1380 731 702

Hong Kong

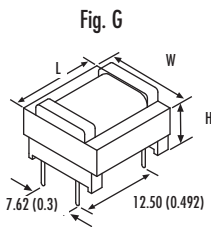
Tel: 852-2389-4321
Fax: 852-2341-9689

Mechanical Dimensions mm (inches)

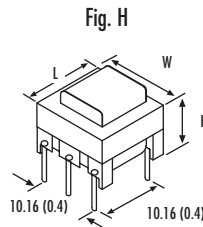
All dimensions are typical, please contact Tamura for tolerances and suggested layout information.



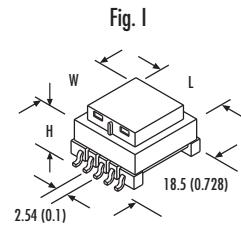
L: 8.5 (0.35) W: 16.3 (0.64) H: 5.1 (0.20)



L: 17.0 (0.67) W: 17.0 (0.67) H: 12.0 (0.47)

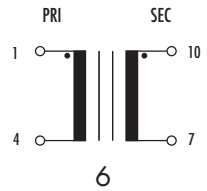
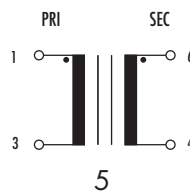
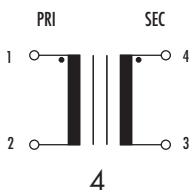
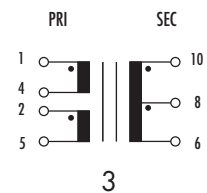
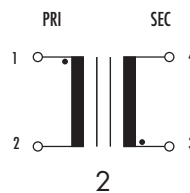
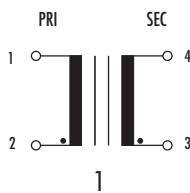


L: 15.0 (0.59) W: 14.5 (0.57) H: 12.0 (0.47)



L: 13.5 (0.53) W: 14.0 (0.55) H: 10.4 (0.41)

Schematics



TAMURA CORPORATION

43352 Business Park Drive. USA Tel: 800-872-6624 Fax: 909-676-9482	P.O. Box 892230 Temecula, CA 92589-2230 Japan Tel: 81 (0)3 3978-2111 Fax: 81 (0)3 3923-0230	www.tamuracorp.com United Kingdom Tel: 44 (0) 1380 731 700 Fax: 44 (0) 1380 731 702	Hong Kong Tel: 852-2389-4321 Fax: 852-2341-9689
---	--	--	---